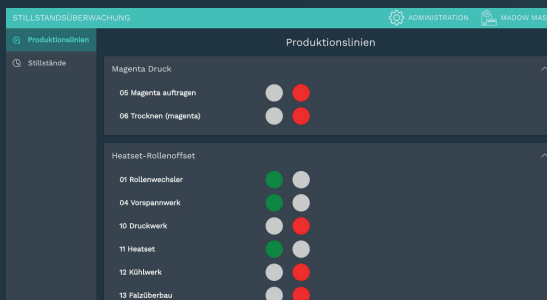


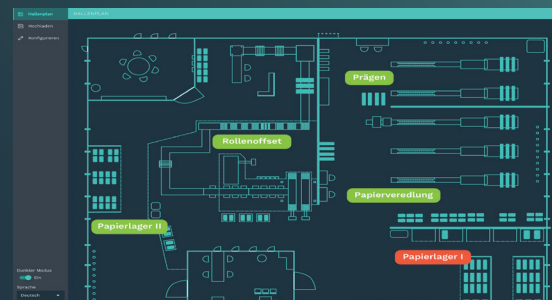
# MaDOW

EASILY RETROFITTABLE CONDITION MONITORING FOR YOUR DIGITAL FACTORY

## DOWNTIME MONITORING AND VISUALISATION OF YOUR PRODUCTION



Overview of your production lines

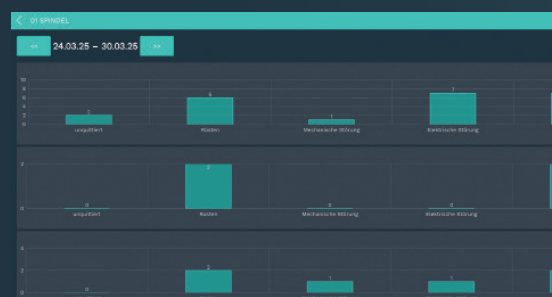


Overview of your entire production



Overview of your productivity

Statistical analysis of your productivity metrics



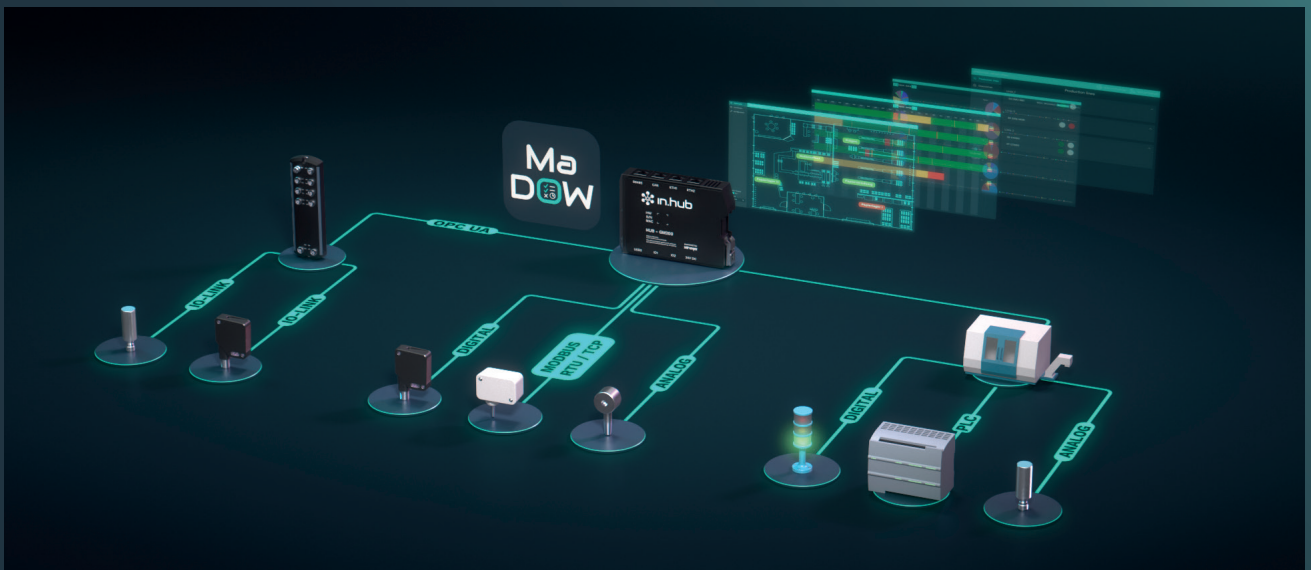
**MaDOW** MAKES MACHINE MONITORING SIMPLER THAN EVER!

Our smart app brings transparency to your production processes—no complicated installation required. Fully set up and operational within just a few minutes to a few hours. **No server, cloud, or IT** infrastructure needed—everything runs directly on the modules, enabling easy access within your own network using any browser-enabled device.



## YOUR FEATURES AT A GLANCE

With **MaDoW**, you precisely monitor downtime and productive periods of your machines and equipment. Everything can be easily retrofitted and intuitively visualized. In addition to existing machine sensors, you can integrate additional sensors—such as a light barrier for counting pieces.



## REAL TIME CLARITY

Instantly capture what really matters **MaDoW** provides real-time machine data—from efficiency and downtimes to anomalies. Everything essential clearly visible at a glance

## QUICKLY READY FOR USE - PLUG & PLAY

Our retrofit solution makes any machine ready for your digital factory. Simply connect your machine's sensors or PLC to an in.hub device, launch the app, and get started immediately—regardless of the age of your equipment.

## INTUITIVE DASHBOARDS FOR CLEAR DECISIONS

Your production data visualised clearly and intuitively. Recognise bottlenecks, reduce downtimes, increase efficiency - making better decisions with just a few clicks.

## LESS DOWNTIME, GREATER EFFICIENCY

No ambiguities, no surprises. With **MaDoW**, you remain in full control—for increased efficiency, transparency, and maximum productivity.



## PRODUCTDETAILS